

# S&P 500 (SP500.US500)

Close: 3 225.89 (-111.86), Feb 24, 2020

Automatic technical analysis  
Medium term  
Recommendation one to six months

**Weak Positive**



Technical Indicators ▾ ?

## Analyses

- Short ↑
- Medium ↗
- Long ↑
- Overall ↑

## Indicators (π)

- ▷ **Rising trend breaking downwards**  
Trend floor at 3301.13 (+2.3%).  
Trend ceiling at 3455.38 (+7.1%).  
Annualized rate of increase 47%.
- ▷ **Neutral volume balance**  
VolBal22: 0
- ▷ **Neutral momentum**  
RSI21: 41

## Low risk (?)

Liquidity risk: Not applicable  
Volatility risk: Low

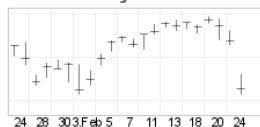
## Automatic technical analysis. Medium term, Feb 24, 2020 (?)

S&P 500 has broken the floor of the rising trend channel in the medium long term, which indicates a weaker initial rising rate. The index has support at points 2940 and resistance at points 3380. The RSI curve shows a falling trend, which could be an early signal for the start of a falling trend for the price as well. The index is overall assessed as technically slightly positive for the medium long term.

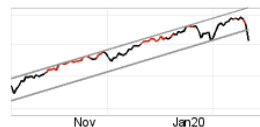
Recommendation one to six months: **Weak Positive (Score: 29)**

Period <span style="font-size: small;">(?)</span>	Vol.bal.	Volatility	Liquidity	+/- %
1 day	-	0.64%	0.00	-3.35%
5 days	0.00	2.15%	0.00	-4.56%
22 days	0.00	5.84%	0.00	-2.89%
66 days	0.00	12.04%	0.00	+3.38%

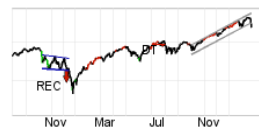
## More analyses of S&P 500



Candlesticks



Short term: **Positive**

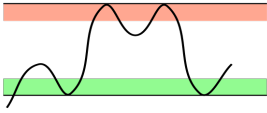


Medium term: **Weak Positive**



Long term: **Positive**

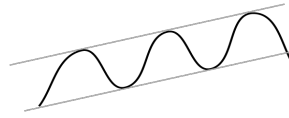
Learn more about key technical aspects of this stock:



*Support and resistance*

**Price between support and resistance**

Price is between support and resistance. Many investors find it cheap near support and expensive near resistance. A break upward will be a buy signal, whereas a break downward will be a sell signal.



*Trend*

**Rising trend breaking downwards**

Rising trends indicate that the company experiences positive development and increasing buy interest among investors. Downward breaks indicate a slower rate of increase than before, but normally still an increase ahead.